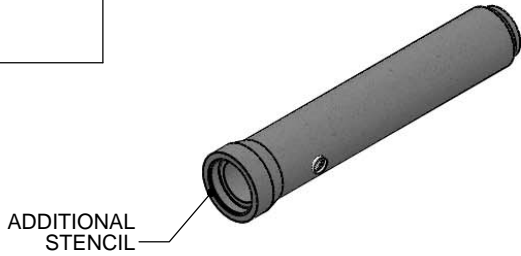
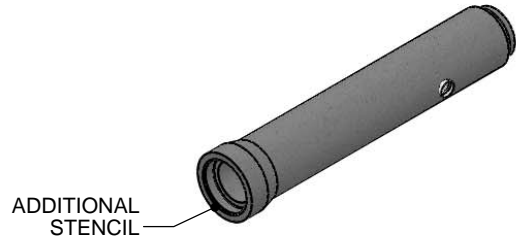


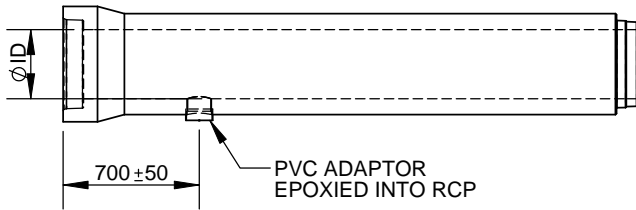
ADD'L STENCIL  
(SIZE) PVC TEE



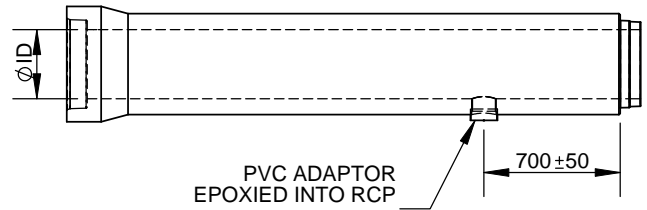
**ISOMETRIC VIEW  
STANDARD PVC TEE  
NEAR BELL END**



**ISOMETRIC VIEW  
STANDARD PVC TEE  
NEAR SPIGOT END**



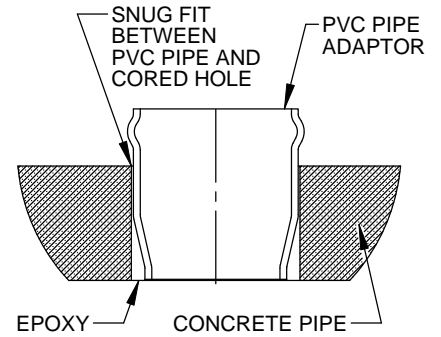
**PVC TEE NEAR BELL END**



**PVC TEE NEAR SPIGOT END**

PRODUCT VARIABLES											
PART ID*	PIPE SIZE	INNER DIA. (ID)	PVC SIZE								
			100	125	150	200	250	300	375	450	525
PT0300c4-20t	300	305	Y	Y	Y	Y	Y	Y			
PT0375c4-20t	375	381	Y	Y	Y	Y	Y	Y	Y		
PT0450c4-20t	450	457	Y	Y	Y	Y	Y	Y	Y	Y	
PT0525c4-20t	525	533	Y	Y	Y	Y	Y	Y	Y	Y	Y
PT0600c4-20t	600	610	Y	Y	Y	Y	Y	Y	Y	Y	Y
PT0675c4-20t	675	686	Y	Y	Y	Y	Y	Y	Y	Y	Y
PT0750c4-20t	750	762	Y	Y	Y	Y	Y	Y	Y	Y	Y
PT0825c4-20t	825	838	Y	Y	Y	Y	Y	Y	Y	Y	Y
PT0900c4-20t	900	914	Y	Y	Y	Y	Y	Y	Y	Y	Y

\* PART ID NOTES  
(c) PIPE CLASS: 2 - 50-D; 3 - 65-D; 4 - 100-D; 5 - 140-D  
(t) TEE SIZE CODE: 1 - 100; 2 - 125; 3 - 150; 4 - 200; 5 - 250; 6 - 300;  
7 - 375; 8 - 450; 9 - 525



**FITTING DETAIL**

ENGINEER STAMP (IF REQUIRED)

ALL DIMENSIONS ARE IN mm  
DRAWINGS ARE NOT TO SCALE  
UNLESS OTHERWISE SPECIFIED BY CUSTOMER  
CUSTOMER WILL RECEIVE HALF OF EACH  
CONFIGURATION

TEE LOCATION TOLERANCE ± 50

**CON CAST PIPE (CCP) STANDARD DRAWING**

STD. CSA A257.2-09 PART PT0XXXX4-20X

TITLE  
**REINFORCED CONCRETE TEE  
300 - 900mm  
STANDARD PVC TEE**

0	INITIAL RELEASE	SW	20NOV11
REV.	DESCRIPTION	ENG.	DATE

DRAWN BY SW	CHECKED BY UK	DATE 20NOV11	FILE PipePVCTEE.SLDDRW	PAGE 1 OF 1
----------------	------------------	-----------------	---------------------------	----------------