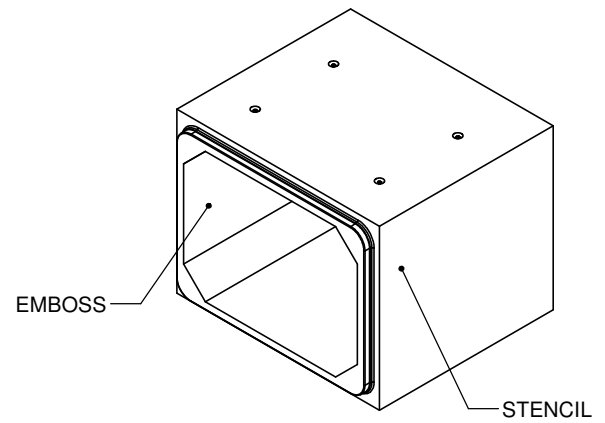
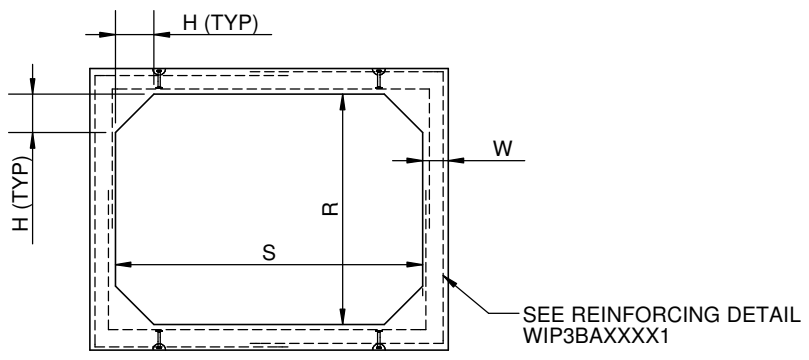


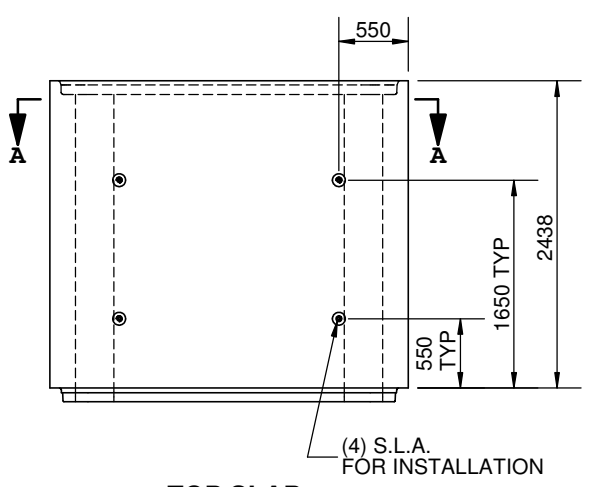
#1: OPS STENCIL	#1: OPS EMBOSS	#2: NON-OPS STENCIL	#2: NON-OPS EMBOSS
CCP-GUELPH OPSS1821 (SIZE) STD (D.E.C) TYPE HSb (DATE OF MFG) (MASS)KG	CC OPSS 1821 (D.E.C) (DATE OF MFG)	CCP-GUELPH CHBDC (SIZE) STD (D.E.C) TYPE HSb (DATE OF MFG) (MASS)KG	CC CHBDC (D.E.C) (DATE OF MFG)



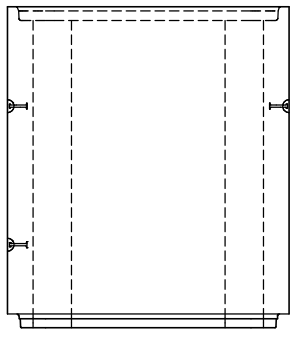
**ISOMETRIC VIEW
(AS INSTALLED)**



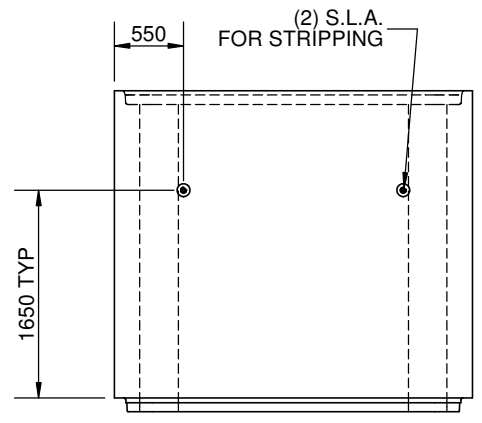
TYPICAL SECTION A



TOP SLAB



**LEFT
(RIGHT MIRRORED)**



BOTTOM SLAB

PRODUCT VARIABLES

PART ID	VARIABLE DIMENSIONS				S.L.A.	MASS (kg)	D.E.C	STENCIL/ EMBOSS
	S	R	W	H				
BA24181-1	2438	1829	203	305	4T x 5-1/2"	12566	0.6-3.6m	#1
BA30241-1	3048	2438	254	305	8T x 8-1/4"	19502	0.6-3.6m	#1
BA30301-1**	3048	3048	254	254	8T x 8-1/4"	21019	0.6-3.6m	#2

** STANDARD SIZE NOT LISTED IN OPSS 1821, DESIGNED TO CSA S6-06

ENGINEER STAMP (IF REQUIRED)

ALL DIMENSIONS ARE IN mm
DRAWINGS ARE NOT TO SCALE
ALL VIEWS AS POUR UNLESS SPECIFIED
WWF SHEETS TO ASTM 1064
WWF Fy = 485MPa (Deformed) 450MPa (Smooth)

MIN. CONC STRENGTH 35 MPa
CLEAR COVER = 40 mm ± 5 mm
TOLERANCES TO OPSS 1821
CEMENT TYPE HSb
FOR JOINT DETAIL,
SEE DWG BXXXXX1-JOINT

CON CAST PIPE (CCP) STANDARD DRAWING

STD. OPSS 1821	REV. APRIL 2004	PART BAXXXX1-1
----------------	-----------------	----------------

TITLE
**STANDARD BOX CULVERT
2438 LAY LENGTH
(WET CAST GASKETED)**

2	STENCIL, STEEL DESIGNATION	KE	27/JUL/15
1	INITIAL RELEASE FOR WC GASKET JOINT	CW	09/JAN/12
REV.	DESCRIPTION	ENG.	DATE

DRAWN BY CW	CHECKED BY SW	DATE 09/JAN/12	FILE BOX UNIT.SLDDRW	PAGE 1 OF 1
----------------	------------------	-------------------	-------------------------	----------------