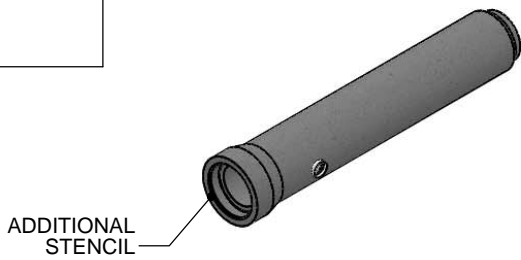
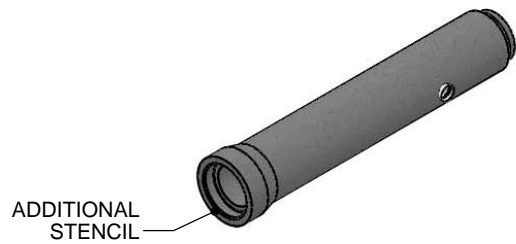


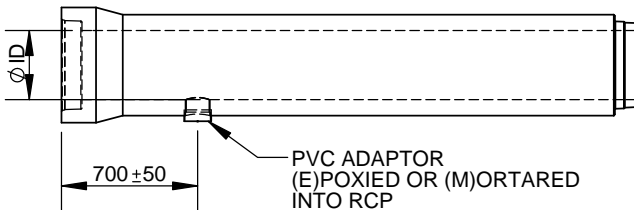
ADD'L STENCIL
(SIZE) PVC TEE



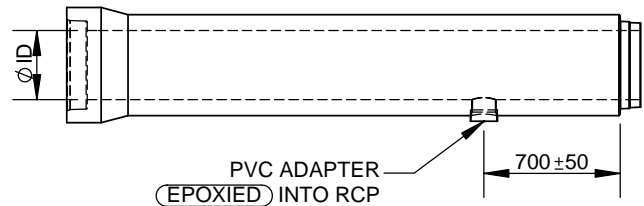
**ISOMETRIC VIEW
STANDARD PVC TEE
NEAR BELL END**



**ISOMETRIC VIEW
STANDARD PVC TEE
NEAR SPIGOT END**



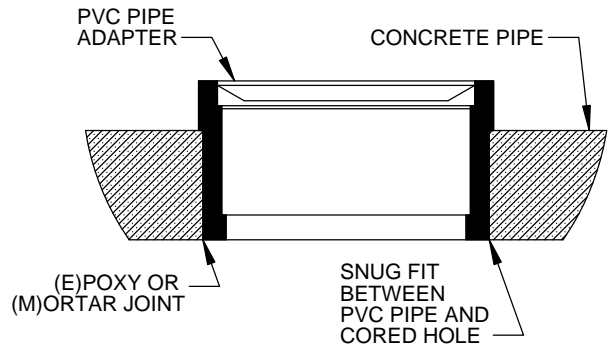
PVC TEE NEAR BELL END



PVC TEE NEAR SPIGOT END

PRODUCT VARIABLES										
PART ID*	PIPE SIZE	INNER DIA. (ID)	PVC SIZE							
			100	125	150	200	250	300	375	450
PT0300c4-20t	300	305	E	E	E	E	M	M		
PT0375c4-20t	375	381	E	E	E	E	M	M	M	
PT0450c4-20t	450	457	E	E	E	E	E	M	M	M
PT0525c4-20t	525	533	E	E	E	E	E	M	M	M
PT0600c4-20t	600	610	E	E	E	E	E	E	M	M
PT0675c4-20t	675	686	E	E	E	E	E	E	M	M
PT0750c4-20t	750	762	E	E	E	E	E	E	M	M
PT0825c4-20t	825	838	E	E	E	E	E	E	M	M
PT0900c4-20t	900	914	E	E	E	E	E	E	M	M

* PART ID NOTES
(c) PIPE CLASS: 2 - 50-D; 3 - 65-D; 4 - 100-D; 5 - 140-D
(t) TEE SIZE CODE: 1 - 100; 2 - 125; 3 - 150; 4 - 200; 5 - 250; 6 - 300;
7 - 375; 8 - 450; 9 - 525
E - EPOXY JOINT ; M - MORTAR JOINT



FITTING DETAIL

ENGINEER STAMP (IF REQUIRED)

ALL DIMENSIONS ARE IN mm
DRAWINGS ARE NOT TO SCALE
UNLESS OTHERWISE SPECIFIED BY CUSTOMER
CUSTOMER WILL RECEIVE HALF OF EACH
CONFIGURATION

TEE LOCATION TOLERANCE ± 50

CON CAST PIPE (CCP) STANDARD DRAWING

STD. CSA A257.2-09

PART PT0XXXX4-20X

TITLE
**REINFORCED CONCRETE PIPE
300 - 900mm
STANDARD PVC TEE**

3	REMOVE 975 - 1500 IN TABLE	SW	1/NOV/12
2	UPDATE GEOMETRY OF PVC FITTING DETAIL	CC	1/MAY/12
1	UPDATED NOTES AND TITLE, EPOXY/MORTAR	MT	31/JAN/11
REV.	DESCRIPTION	ENG.	DATE

DRAWN BY SW	CHECKED BY UK	DATE 20/NOV/11	FILE PipePVCTEE.SLDDRW	PAGE 1 OF 1
----------------	------------------	-------------------	---------------------------	----------------