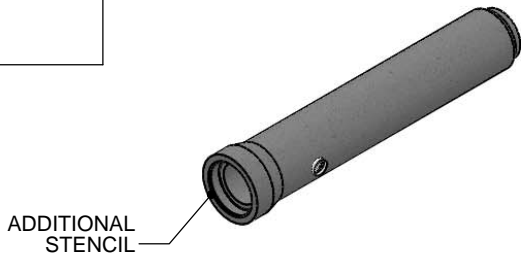
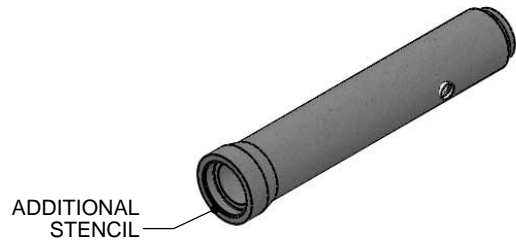


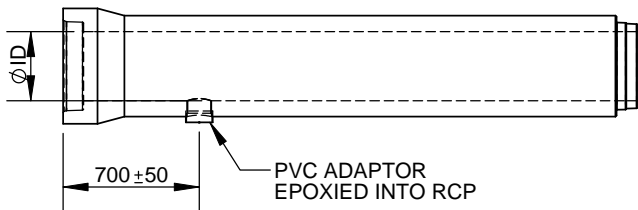
ADD'L STENCIL
(SIZE) PVC TEE



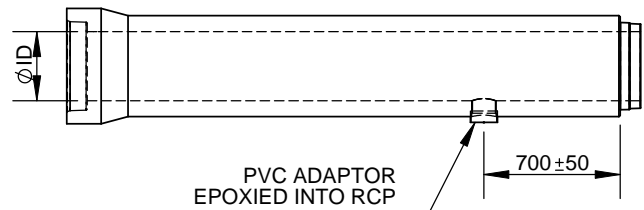
**ISOMETRIC VIEW
STANDARD PVC TEE
NEAR BELL END**



**ISOMETRIC VIEW
STANDARD PVC TEE
NEAR SPIGOT END**



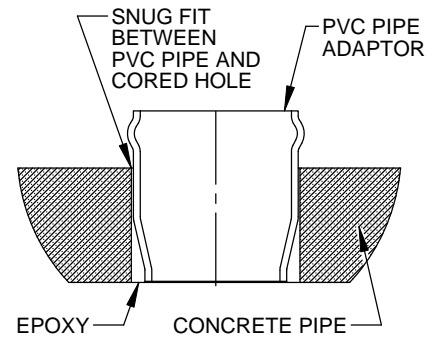
PVC TEE NEAR BELL END



PVC TEE NEAR SPIGOT END

PRODUCT VARIABLES											
PART ID*	PIPE SIZE	INNER DIA. (ID)	PVC SIZE								
			100	125	150	200	250	300	375	450	525
PT0300c4-20t	300	305	Y	Y	Y	Y	Y	Y			
PT0375c4-20t	375	381	Y	Y	Y	Y	Y	Y	Y		
PT0450c4-20t	450	457	Y	Y	Y	Y	Y	Y	Y	Y	
PT0525c4-20t	525	533	Y	Y	Y	Y	Y	Y	Y	Y	Y
PT0600c4-20t	600	610	Y	Y	Y	Y	Y	Y	Y	Y	Y
PT0675c4-20t	675	686	Y	Y	Y	Y	Y	Y	Y	Y	Y
PT0750c4-20t	750	762	Y	Y	Y	Y	Y	Y	Y	Y	Y
PT0825c4-20t	825	838	Y	Y	Y	Y	Y	Y	Y	Y	Y
PT0900c4-20t	900	914	Y	Y	Y	Y	Y	Y	Y	Y	Y

* PART ID NOTES
(c) PIPE CLASS: 2 - 50-D; 3 - 65-D; 4 - 100-D; 5 - 140-D
(t) TEE SIZE CODE: 1 - 100; 2 - 125; 3 - 150; 4 - 200; 5 - 250; 6 - 300;
7 - 375; 8 - 450; 9 - 525



FITTING DETAIL

ENGINEER STAMP (IF REQUIRED)

ALL DIMENSIONS ARE IN mm
DRAWINGS ARE NOT TO SCALE
UNLESS OTHERWISE SPECIFIED BY CUSTOMER
CUSTOMER WILL RECEIVE HALF OF EACH
CONFIGURATION

TEE LOCATION TOLERANCE ± 50

CON CAST PIPE (CCP) STANDARD DRAWING

STD. CSA A257.2-09

PART PT0XXXX4-20X

TITLE
**REINFORCED CONCRETE TEE
300 - 900mm
STANDARD PVC TEE**

0	INITIAL RELEASE	SW	20NOV11
REV.	DESCRIPTION	ENG.	DATE

DRAWN BY SW	CHECKED BY UK	DATE 20NOV11	FILE PipePVCTEE.SLDDRW	PAGE 1 OF 1
----------------	------------------	-----------------	---------------------------	----------------